


WESTLUND

HORIZONTAL CASE ERECTORS



FEATURES:





- **POSITIVE TAPE SYSTEM**
- **PLC CONTROLLED**
- **FITS THROUGH 36" DOOR**
- **WELDED STEEL FRAME**
- **UP TO 4 CASES PER MINUTE**
- **LEXAN GUARDING**
- **PNEUMATIC TUCKERS**
- **PNEUMATIC SQUARING PLATEN**
- **EASY CHANGEOVER**
- **110 VOLT**
- **3" LOCKING CASTERS**
- **BUILT IN THE USA**

OPTIONS:

- **OPERATOR INTERFACE**
- **AUTOMATIC PRODUCT LOADING**
- **DISCHARGE CONVEYOR, INLINE OR RIGHT ANGLE**

CS14

4 PER MIN




Case Dimensions:

- Length: 6" - 14" 152mm - 356mm
- Width: 7" - 12" 178mm - 305mm
- Height: 4" - 12" 103mm - 305mm

Note: Some combinations may be unstable and hard to eject.

CS24

3 PER MIN



Case Dimensions:

- Length: 8" - 24" 203mm - 610mm
- Width: 8" - 16" 203mm - 406mm
- Height: 8" - 16" 203mm - 406mm

Note: Some combinations may be unstable and hard to eject.

SPECIFICATIONS:

- 110 VAC, 60Hz, single phase 6 Amps
- Note: Other voltages available. Contact Westlund for details.

Air Requirements:

- 9.5 SCFM @ 80 psi

Tape Specifications:

- Width: 1-1/2" (38mm) to 2" (51mm)

Roll Diameter:

- 11" (381mm) maximum on a 3" (76mm) core

Production Rate:

- Up to 4 cases per minute, depending on case size and corrugated quality

Weight:

- 250 lbs uncrated

OPTIONS FOR THE CS14 & CS24:

- Spare parts kit
- Low magazine
- Low tape warning
- Box jam warning
- Stainless steel frame
- Other voltages
- 3" tape optional
- Operator Interface
- Light Tower
- Adjustable leveling feet